








Netherlands Hydrographic Office

BaZ	397/20	1/20	NL Charts	1555
Previous BaZ	252/20		Weekly	52-53

change    57

   59
change

53-25.00 N

006-55.00 E

